



# Spec Sheet MWS300

## Short Description

- > Warewashing cabinet machine
- > AISI 304 Stainless Steel construction
- > Multiwasher system to wash different types of tools
- > IP55 protection
- > Touch Screen Controller and emergency button switch
- > Automatic detergent dispenser

## Options

- > Spinning dryer system
- > Pass-through door
- > Washing pressure inverter
- > Steam Heating
- > Rinse dosing pump
- > Automatic Tank Reload
- > Trolley elevator



**Multi Products Washing**



# Data Sheet

## MWS300

### TECHNICAL FEATURES

VOLTAGE/FREQUENCY

TOTAL POWER [Kw]

NET WEIGHT [Kg]

GROSS WEIGHT [Kg]

EXTERNAL MEASURES (WXDXH)[inches]

INTERNAL MEASURES (WXDXH) [inches]

### ELECTRIC

400V 3F+N+T 60Hz

33.2

1240

1690

80"X58"X107"

31 1/2" X 26 3/4" X78"

### STEAM

400V 3F+N+T 60Hz

12.2

1240

1690

80"X58"X107"

31 1/2" X 26 3/4" X78"

### WASHING DATA

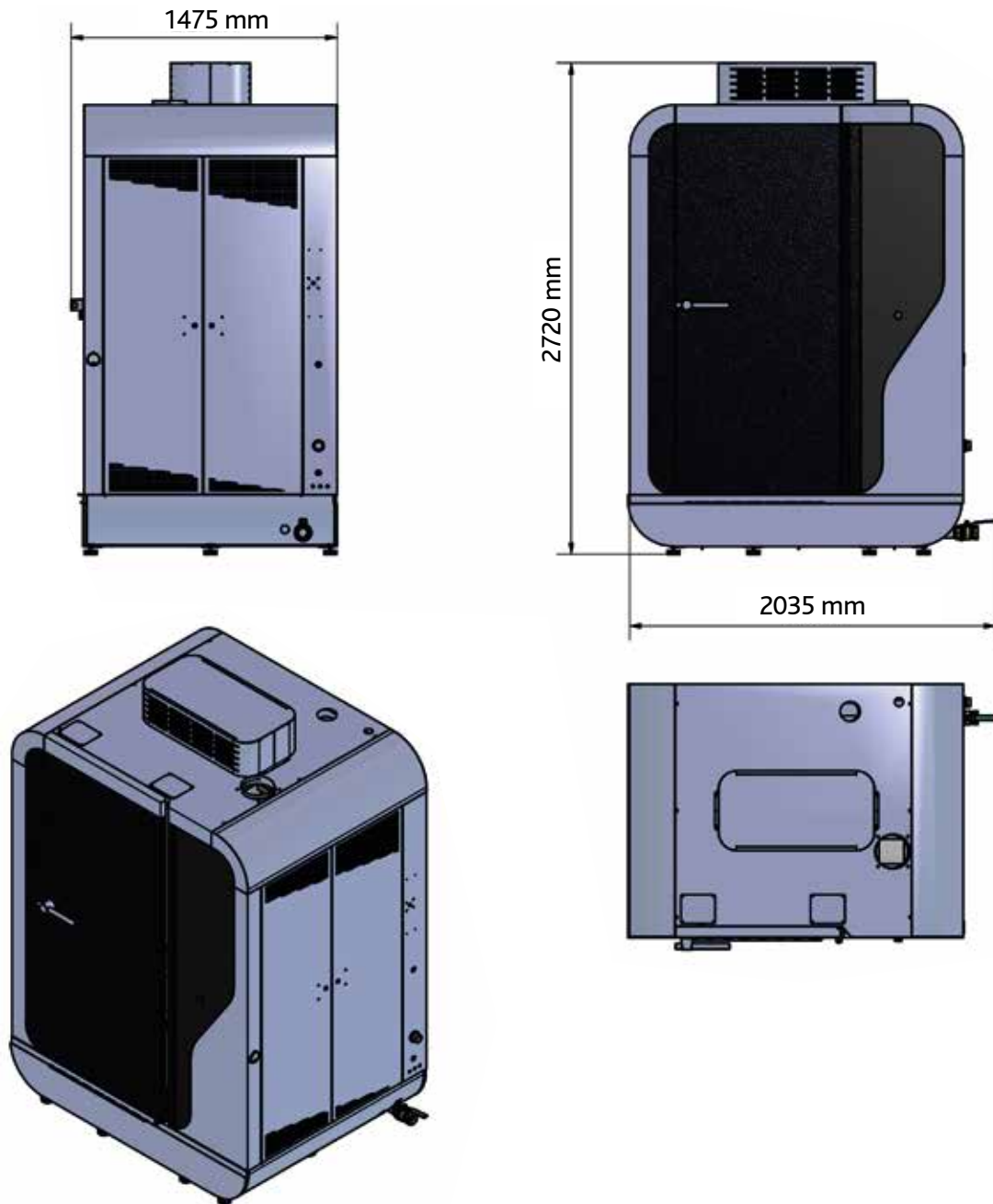
TANK [l]

52,83 gal

52,83 gal



# Tender Sheet MWS300



**SOMENGIL**





# Data Sheet

## MWS500

### TECHNICAL FEATURES

VOLTAGE/FREQUENCY

TOTAL POWER [Kw]

NET WEIGHT [Kg]

GROSS WEIGHT [Kg]

EXTERNAL MEASURES (WXDXH)[inches]

INTERNAL MEASURES (WXDXH)[inches]

### ELECTRIC

400V 3F+N+T 60Hz

37.2

1560

1690

95 1/2"X73 1/2"X107"

31 1/2" X 26 3/4" X78"

### STEAM

400V 3F+N+T 60Hz

16.2

1560

1690

95 1/2"X73 1/2"X107"

31 1/2" X 26 3/4" X78"

### WASHING DATA

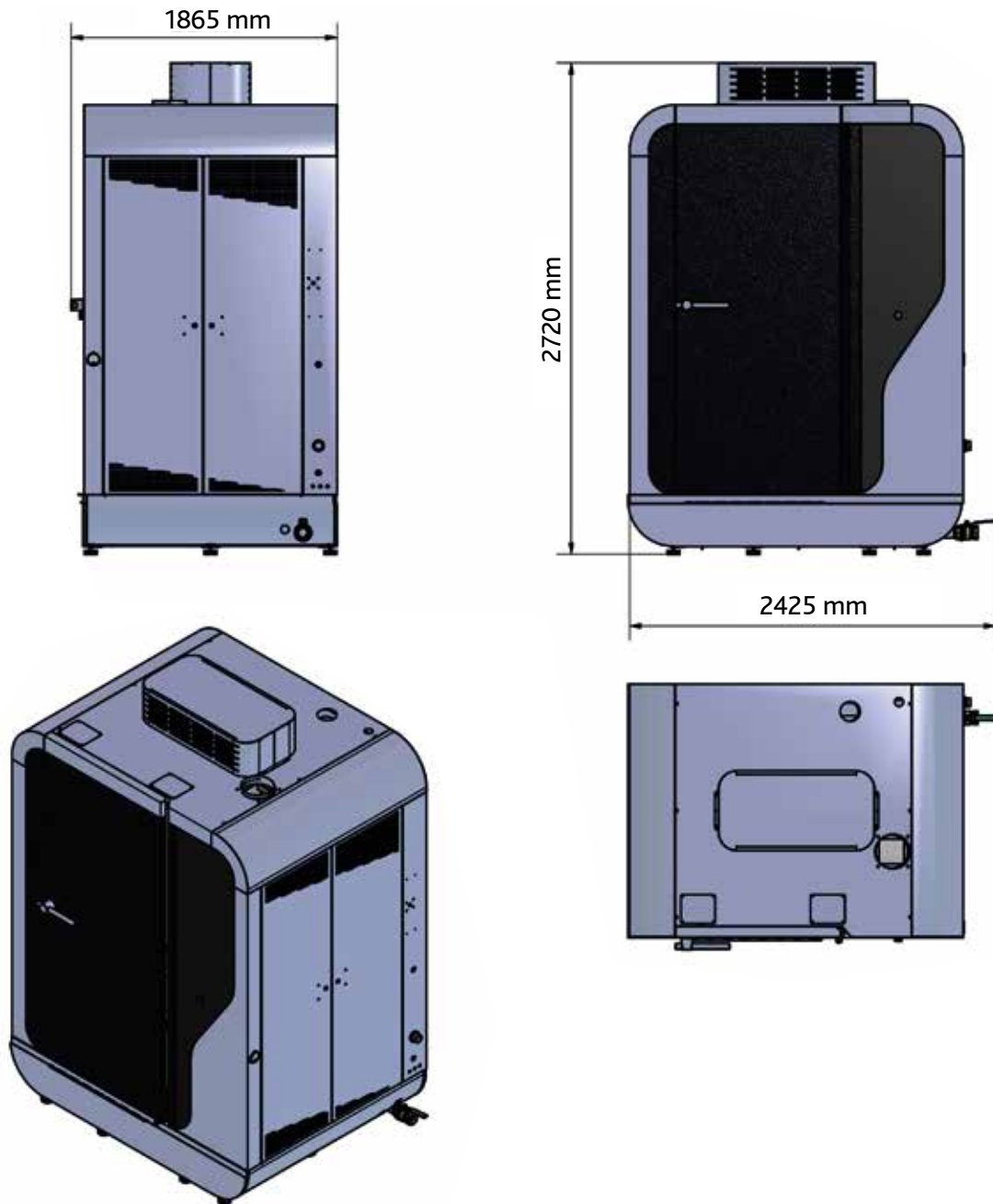
TANK [l]

52,83 gal

52,83 gal



# Tender Sheet MWS500



**S  M E N G I L**





# Spec Sheet MWS700

## Short Description

- > Warewashing cabinet machine
- > AISI 304 Stainless Steel construction
- > Multiwasher system to wash different types of tools
- > IP55 protection
- > Touch Screen Controller and emergency button switch
- > Automatic detergent dispenser

## Options

- > Spinning dryer system
- > Pass-through door
- > Washing pressure inverter
- > Steam Heating
- > Rinse dosing pump
- > Automatic Tank Reload
- > Trolley elevator



Multi Products Washing



# Data Sheet

## MWS700

### TECHNICAL FEATURES

VOLTAGE/FREQUENCY

TOTAL POWER [Kw]

NET WEIGHT [Kg]

GROSS WEIGHT [Kg]

EXTERNAL MEASURES (WXDXH)[inches]

INTERNAL MEASURES (WXDXH) [inches]

### ELECTRIC

400V 3F+N+T 60Hz

47.8

1840

2590

108 1/2"X86 1/2 "X107 3/4"

47 1/4" x 47 1/4" x 78"

### STEAM

400V 3F+N+T 60Hz

16.2

1840

2590

108 1/2"X86 1/2 "X107 3/4"

47 1/4" x 47 1/4" x 78"

### WASHING DATA

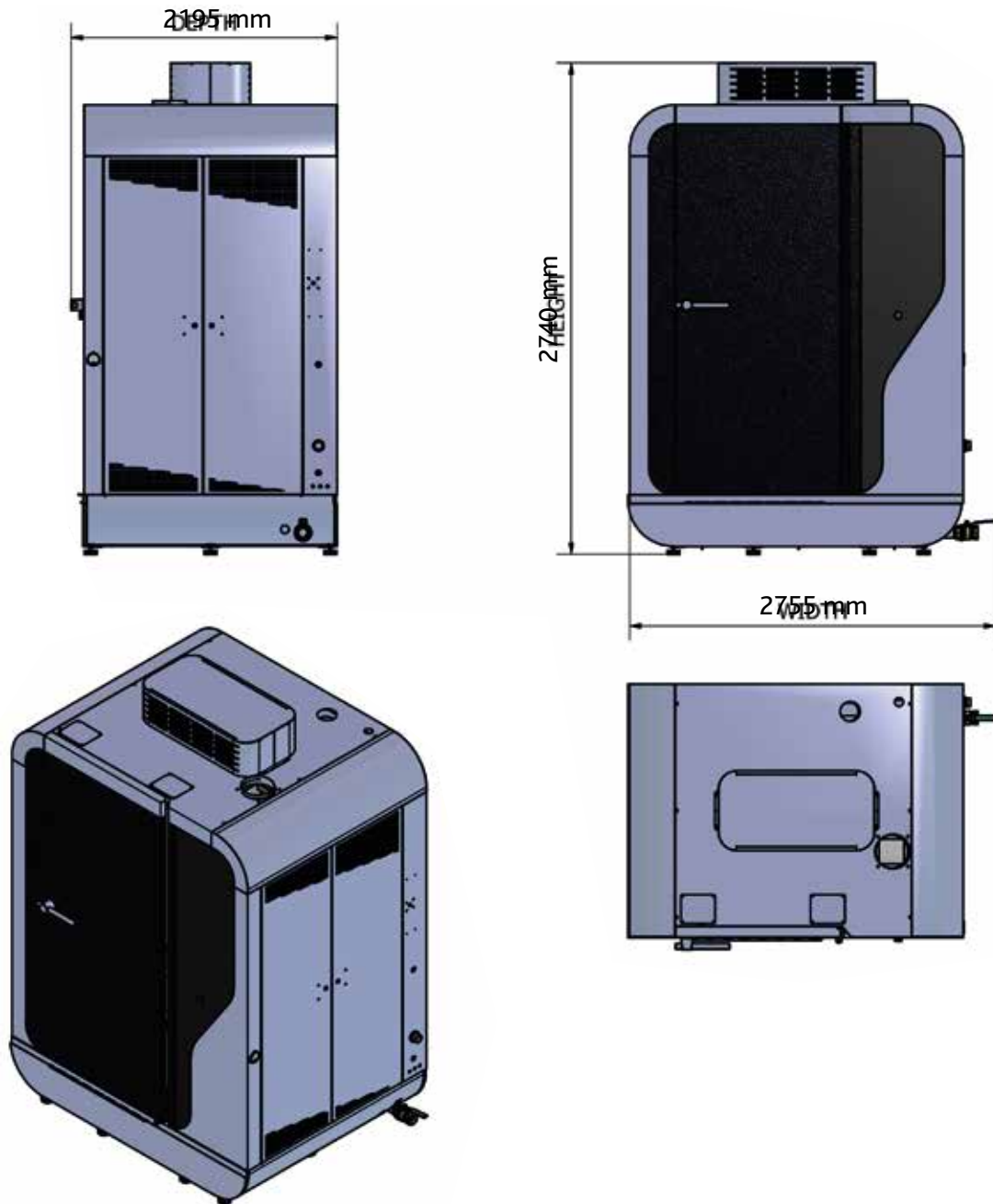
TANK [l]

52,83 gal

52,83 gal



# Tender Sheet MWS700



SOMEN GIL

**S  M E N G I L**



# Spec Sheet MWS715

## Short Description

- > Warewashing cabinet machine
- > AISI 304 Stainless Steel construction
- > Multiwasher system to wash different types of tools
- > IP65 protection (back/frontal side)
- > Touch Screen Controller and emergency button switch
- > Automatic detergent dispenser

## Options

- > Spinning dryer system
- > Pass-through door
- > Washing pressure inverter
- > Steam Heating
- > Rinse dosing pump
- > Automatic Tank Reload
- > Trolley elevator



Multi Products Washing



# Data Sheet

## MWS715

### TECHNICAL FEATURES

VOLTAGE/FREQUENCY

TOTAL POWER [Kw]

NET WEIGHT [Kg]

GROSS WEIGHT [Kg]

EXTERNAL MEASURES (WXDXH)[inches]

INTERNAL MEASURES (WXDXH) [inches]

### ELECTRIC

400V 3F+N+T 60Hz

47.8

1950

2700

108 1/2" x 86 1/2" x 113 3/4"

47 1/4" x 47 1/4" x 86 3/4"

### STEAM

400V 3F+N+T 60Hz

16.2

1950

2700

108 1/2" x 86 1/2" x 113 3/4"

47 1/4" x 47 1/4" x 86 3/4"

### WASHING DATA

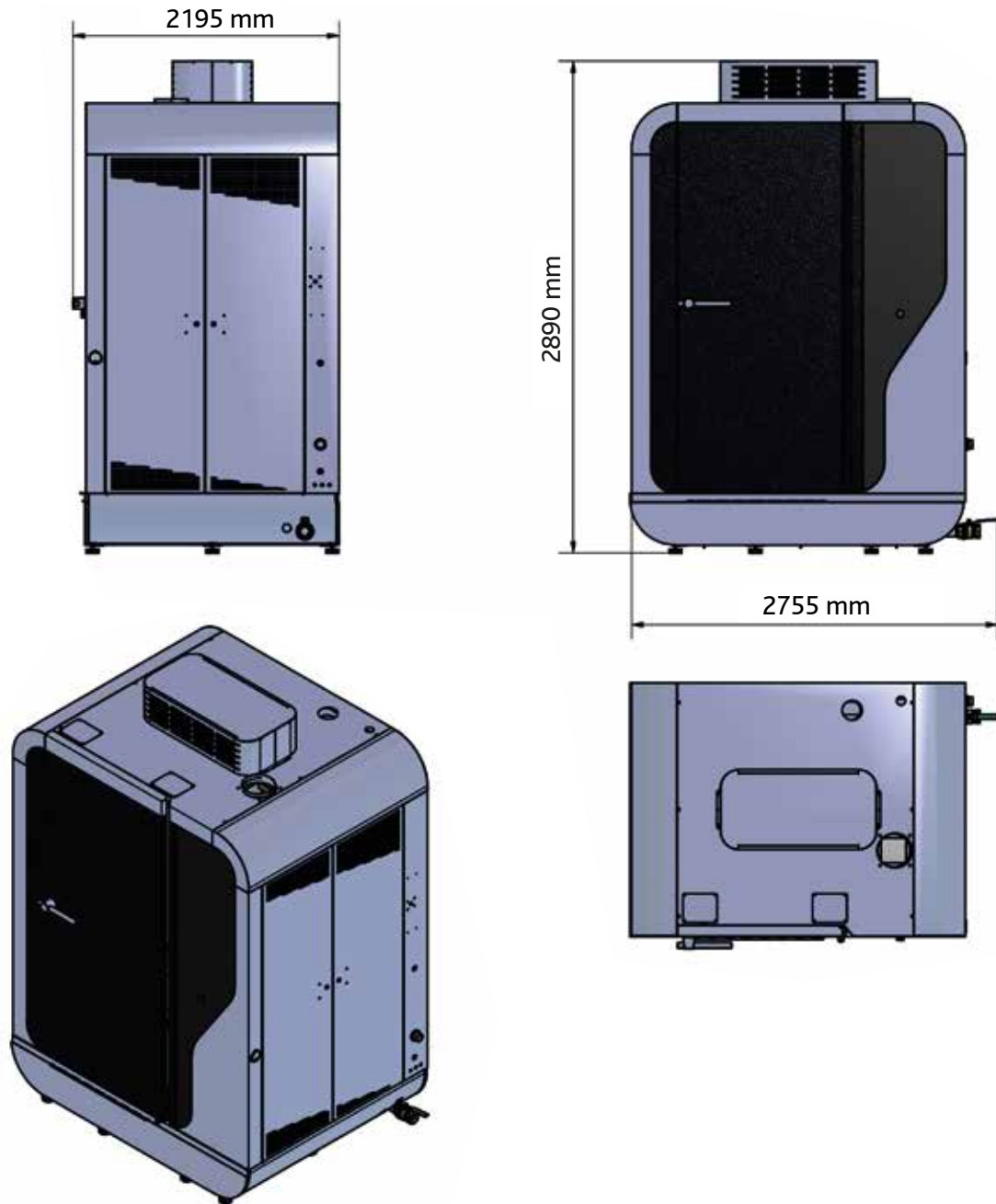
TANK [l]

52,83 gal

52,83 gal



# Tender Sheet MWS715



**S  M E N G I L**